

# AUSTRALIAN BREEDING VARIETIES UPDATE 2017/18



## ABOUT THE THREE STAGES OF TRIAL PLANTINGS

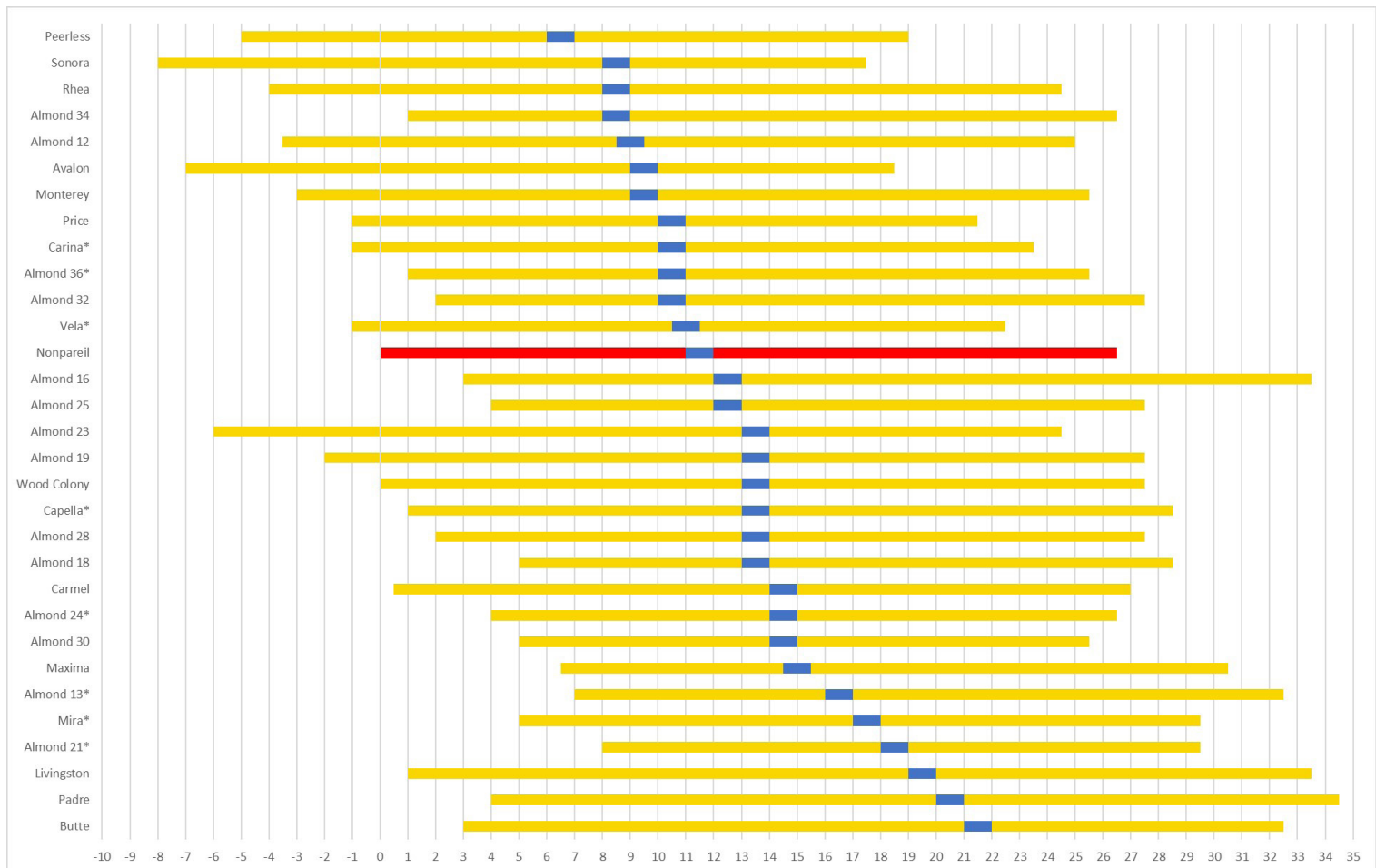
This fact sheet showcases the best performing selections from the Australian Almond Breeding program.

Stage 1 - Planted in 2006 on Nemaguard and contains five varieties that have been commercialised (Carina, Capella, Maxima, Mira & Rhea) and are available for industry use.

Stage 2 - Planted in 2010 on GF677 and contains one variety that has been commercialised (Vela), with a further five selections still undergoing yield assessment.

Stage 3 - Planted in 2013 on Nemaguard where all data shown is the varieties either being self fertile or yielding greater than Nonpareil. Stage 3 is yet to reach maturity and caution should be exercised when using the data to make commercial planting decisions.

## FLOWERING SYNCHRONISATION (using observed median values)

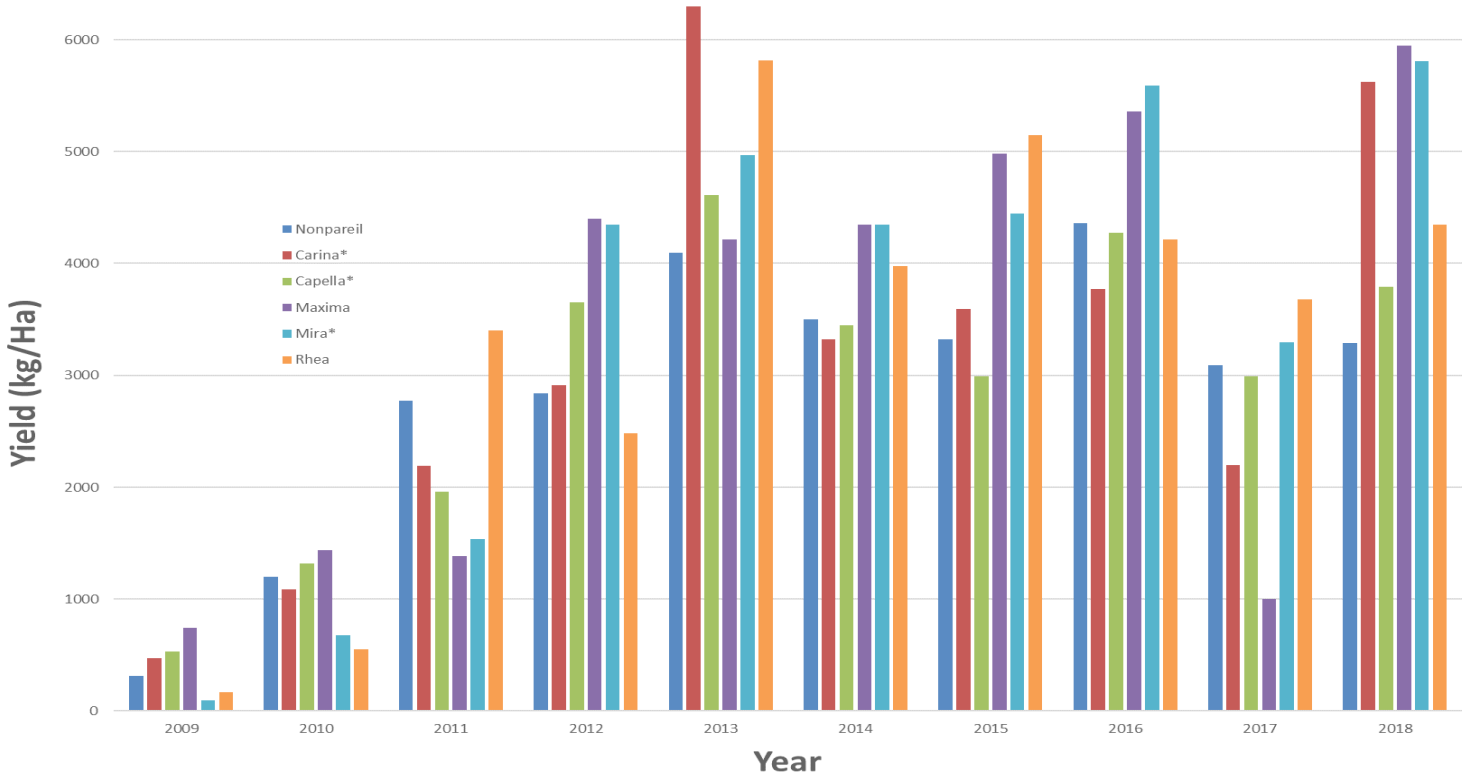


\*indicates self fertile variety

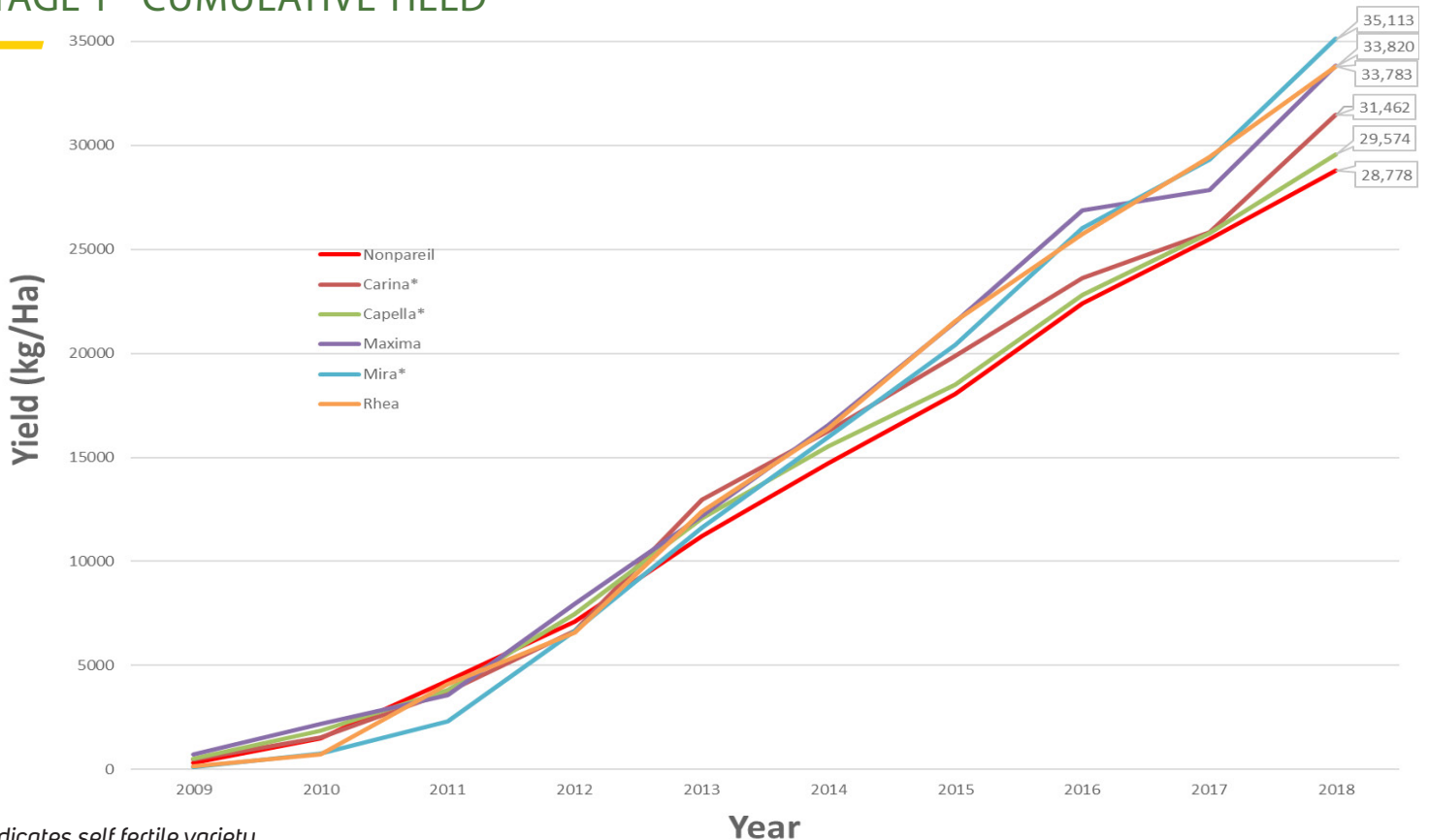
■ Flowering Duration ■ Full Bloom

# STAGE 1 - YEARLY YIELD

Stage 1 - Yearly yields (kernel kg/ha)										
	2009	2010	2011	2012	2013	2014	2015	2016	2017	2018
Nonpareil	311	1198	2773	2840	4097	3499	3325	4360	3089	3286
Carina*	472	1085	2190	2914	6299	3319	3592	3771	2197	5623
Capella*	532	1316	1962	3653	4613	3451	2991	4275	2989	3793
Maxima	746	1439	1384	4400	4217	4344	4980	5357	1003	5950
Mira*	98	675	1535	4348	4970	4345	4444	5593	3294	5810
Rhea	168	552	3401	2480	5818	3977	5145	4214	3680	4348



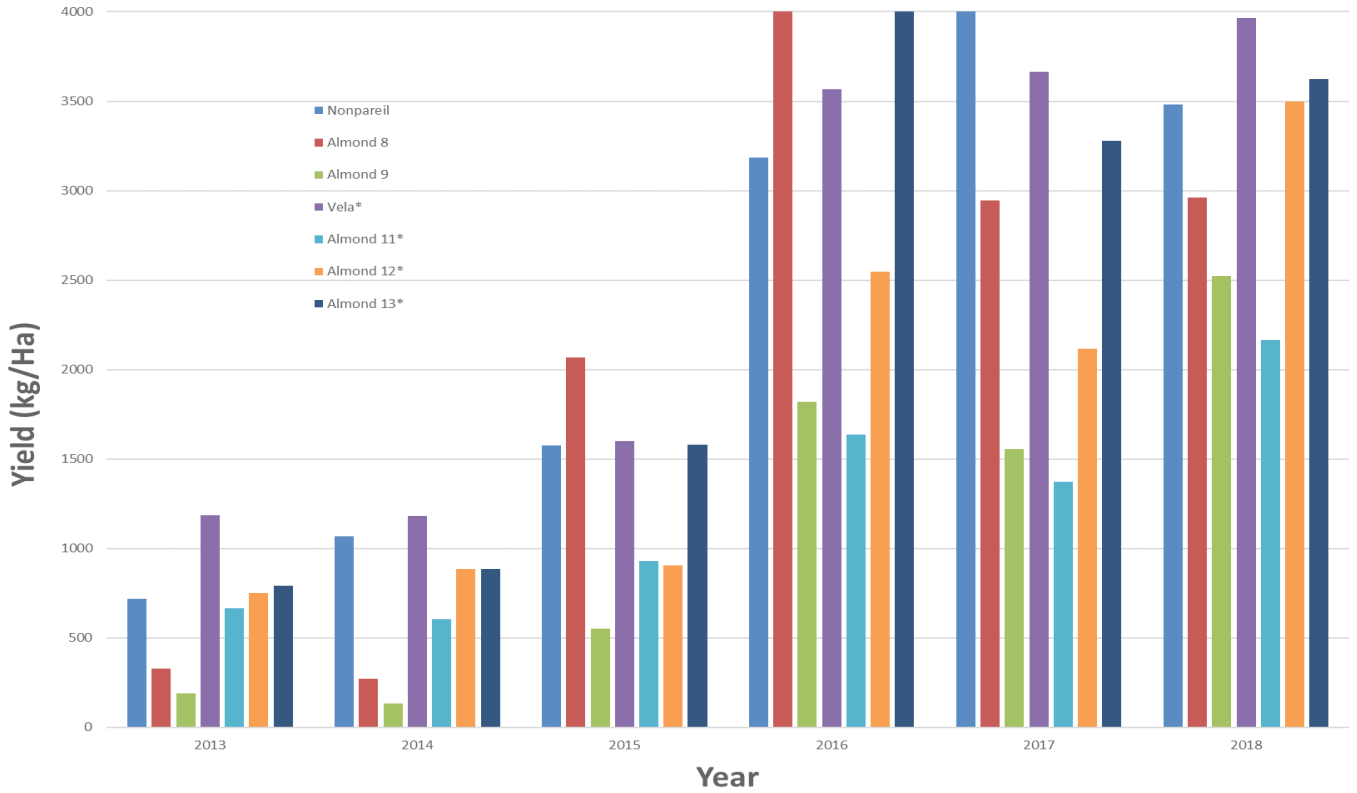
# STAGE 1 - CUMULATIVE YIELD



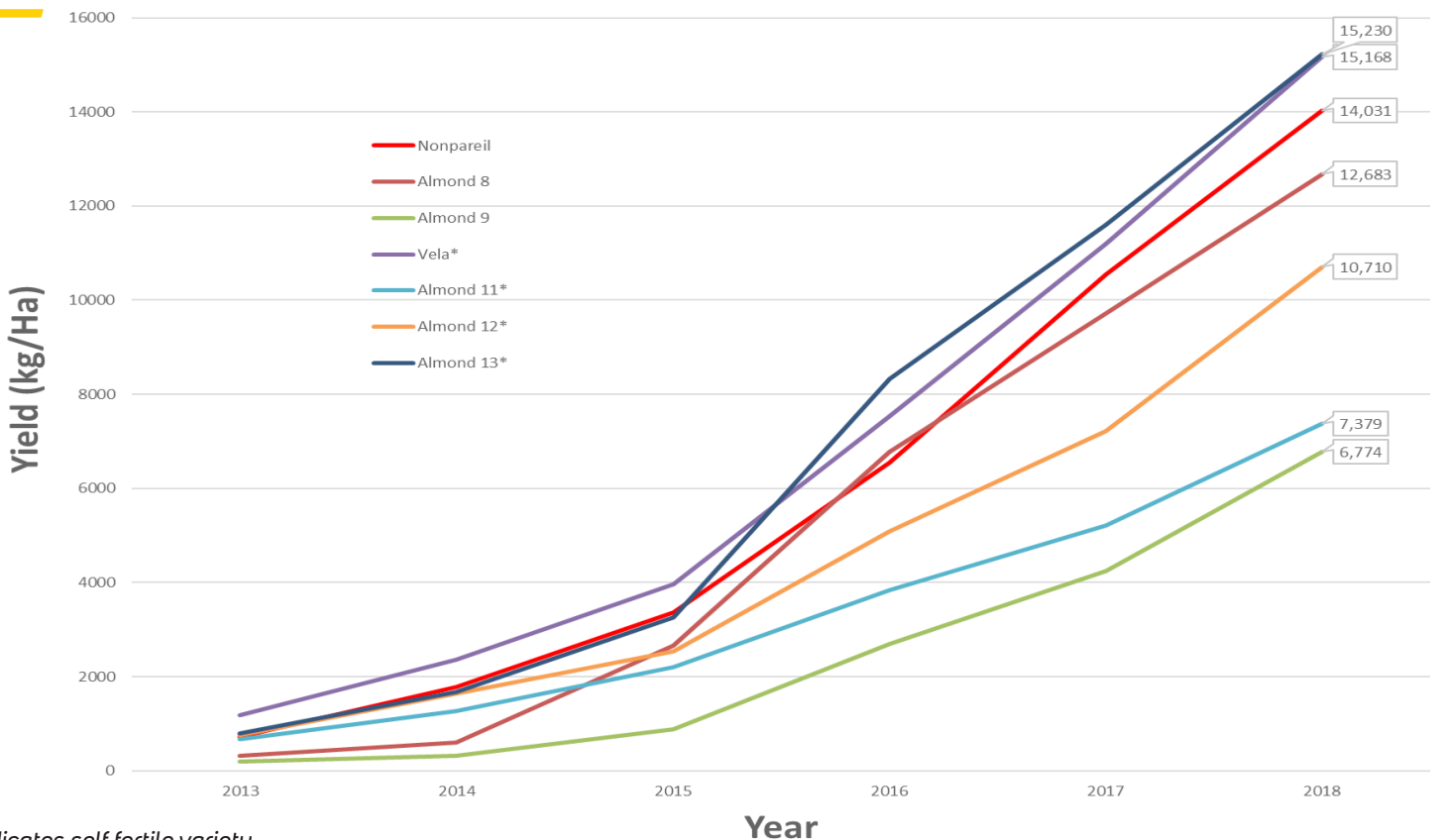
\*indicates self fertile variety

## STAGE 2 - YEARLY YIELD

Stage 2 - Yearly yields (kernel Kg/ha)						
	2013	2014	2015	2016	2017	2018
Nonpareil	720	1068	1575	3186	4002	3480
Almond 8	328	270	2070	4105	2947	2962
Almond 9	190	133	553	1819	1557	2523
Vela*	1185	1183	1602	3569	3664	3965
Almond 11*	665	607	928	1639	1373	2167
Almond 12*	752	887	906	2549	2118	3498
Almond 13*	793	884	1581	5068	3278	3626

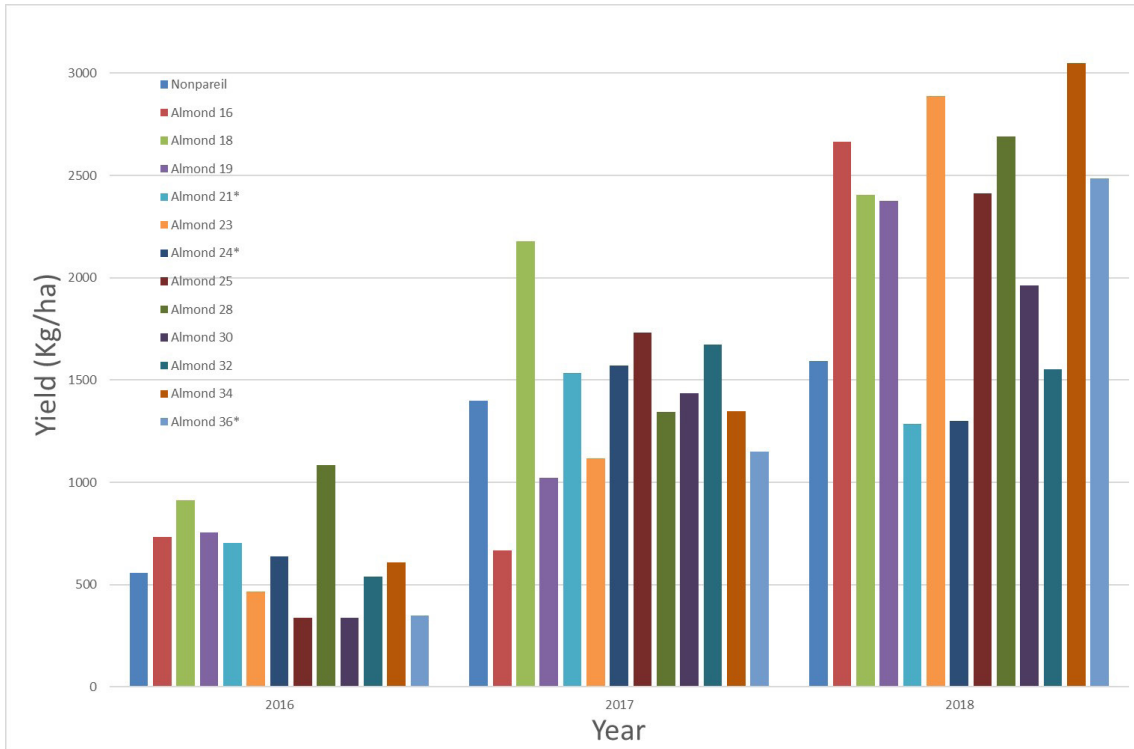


## STAGE 2 - CUMULATIVE YIELD



\*indicates self fertile variety

# STAGE 3 - YEARLY YIELD (VARIETIES THAT ARE SF OR YIELDING GREATER THAN NONPAREIL)



	2016	2017	2018
Nonpareil	556	1400	1593
Almond 16	732	669	2663
Almond 18	911	2177	2406
Almond 19	754	1023	2374
Almond 21*	702	1534	1284
Almond 23	466	1119	2886
Almond 24*	639	1572	1299
Almond 25	339	1733	2411
Almond 28	1085	1345	2689
Almond 30	338	1436	1964
Almond 32	541	1675	1552
Almond 34	609	1347	3047
Almond 36*	348	1148	2485

## USEFUL RESOURCES

Almond Board of Australia - Fact Sheets

Almond variety fact sheets:  
<https://growing.australionalmonds.com.au/category/almond-fact-sheets/>

## MORE INFORMATION

Almond Board of Australia  
 PO Box 1507  
 1801 Bookpurnong Road  
 LOXTON SA 5333

+61 8 8584 7053

communications@australionalmonds.com.au  
[www.growing.australionalmonds.com.au](http://www.growing.australionalmonds.com.au)

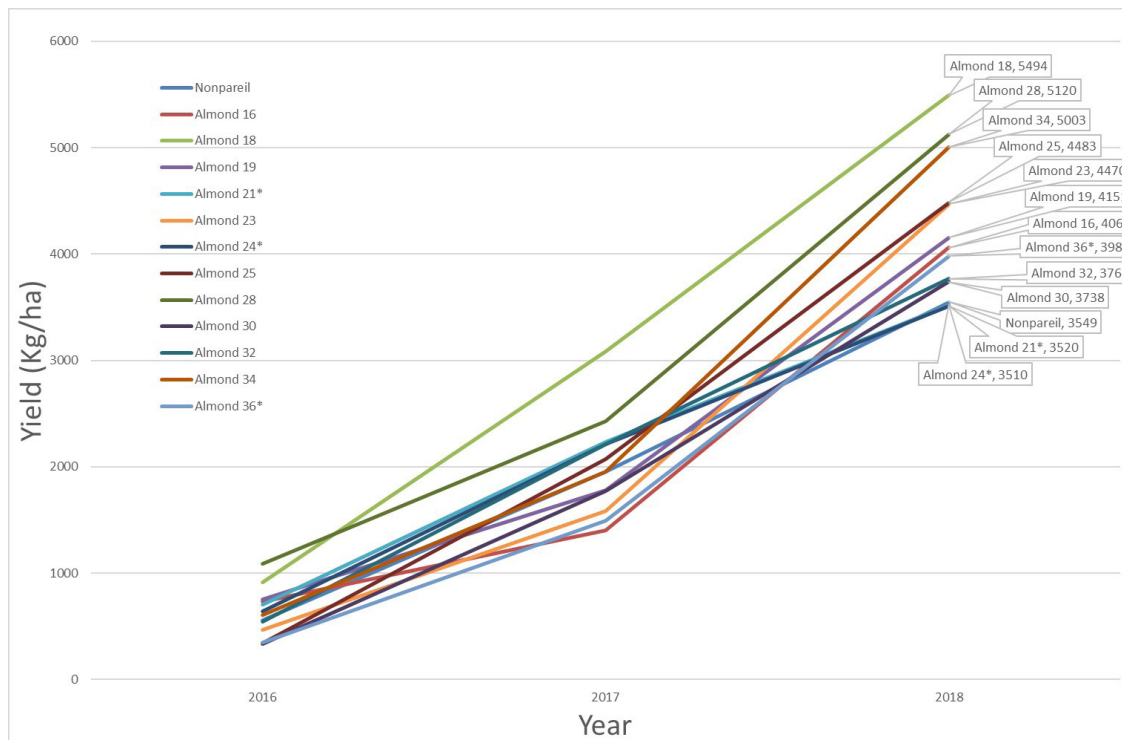
## PROJECT CODE

AL16001 & AL12015

These projects have been funded by Hort Innovation, using the almond research and development levy and contributions from the Australian Government. Hort Innovation is the grower-owned, not-for-profit research and development corporation for Australian horticulture.

## Acknowledgements:

The input and suggestions made by Australian almond processors, marketers and growers.



\*indicates self fertile variety

2018 Breeding Varieties Update

Copyright © All material published in this Fact Sheet is copyright protected and may not be reproduced in any form without written permission.

## DISCLAIMER

Any recommendations, suggestions or opinions contained in this publication do not necessarily represent the policy or views of the Almond Board of Australia. No person should act on the basis of the contents of this publication without first obtaining specific, independent, professional advice. The Almond Board of Australia and contributors to this Fact Sheet may identify products by proprietary or trade names to help readers identify particular types of products. We do not endorse or recommend the products of any manufacturer referred to. Other products may perform as well as or better than those specifically referred to. The ABA will not be liable for any loss, damage, cost or expense incurred or arising by reason of any person using or relying on the information in this publication.

